

School Survey

Overview

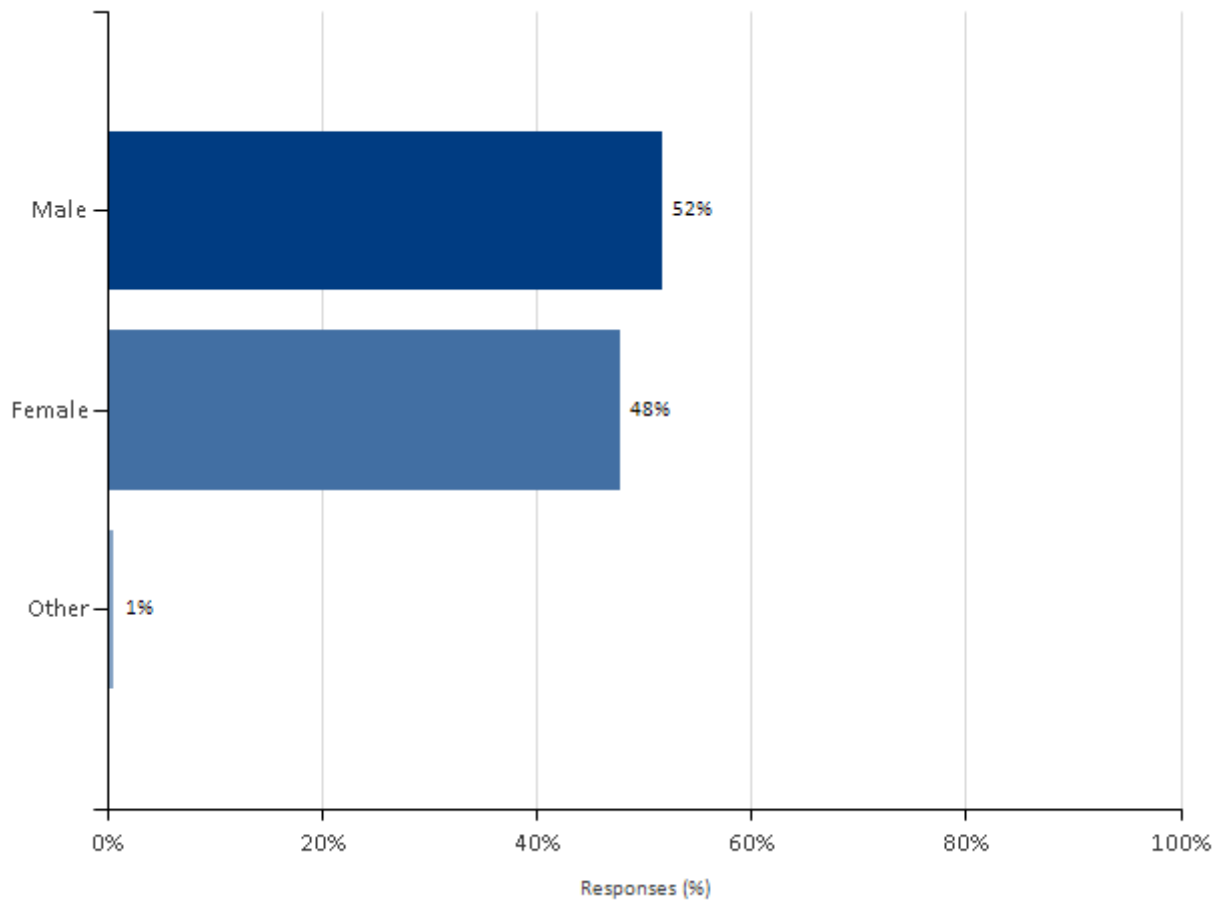
Survey title	Dalyellup Primary School National Student Survey 2018
Report title	Distribution - single
Organisation name	Dalyellup Primary School
Generation time & date	12:10PM - 01 Nov 2018
Generated by	Gary Quinn
Distribution name	Dalyellup Primary School National Student Survey 2018 - 17/10/2018 6:10 PM
School year	2018
Num of online responses	180
Num of manual responses	0

Question overview information	Yes
N/A responses	No
Open text responses	No
'Other' responses	Yes
Order of questions	Sequential
Graphs	Yes

1 . Are you male or female?

Question overview

Module name	Student National School Opinion Survey 2018
Module owner	WA Public Schools
Category	None
Mandatory	No
Type	Single response multiple choice
Answered	180
Not answered	0

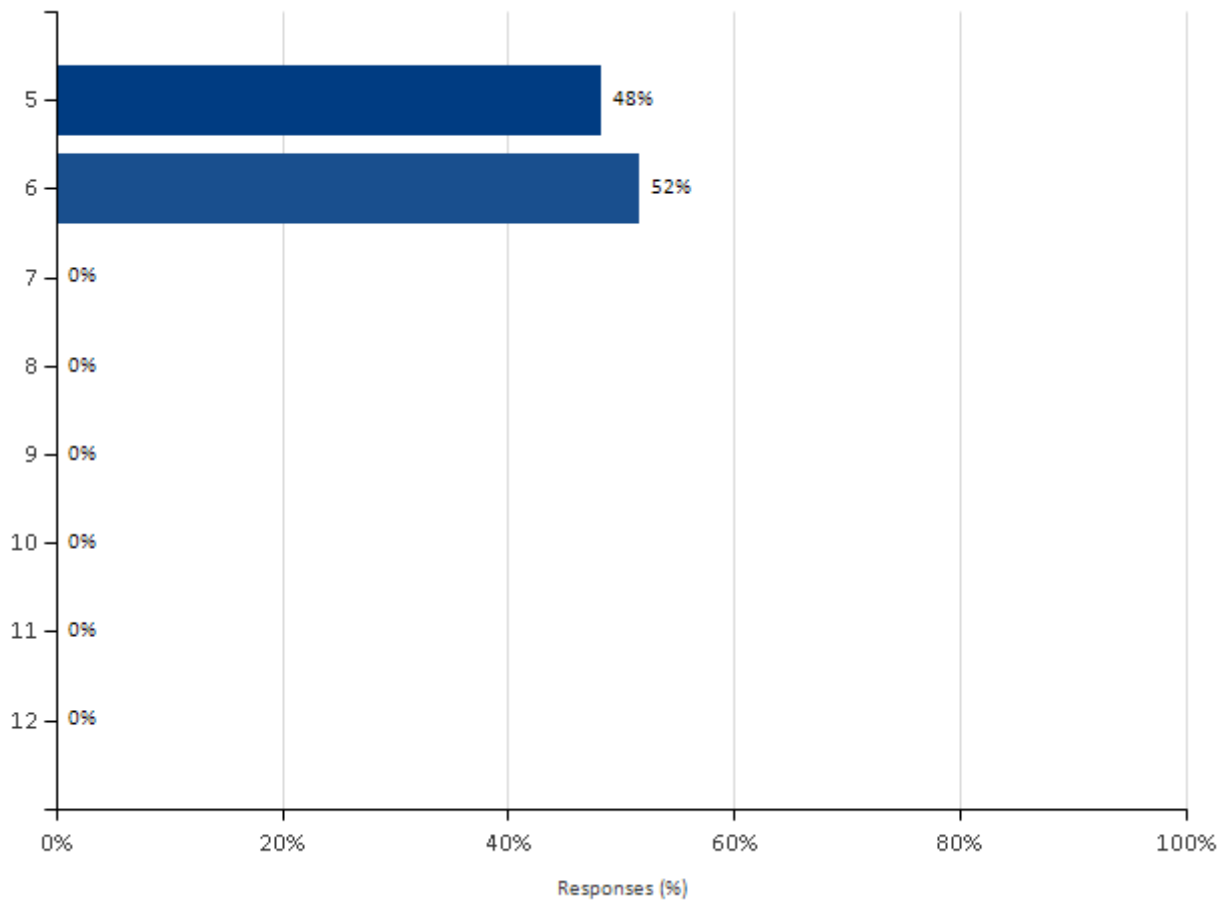


	Male		Female		Other	
	Num	%	Num	%	Num	%
Number	93	52%	86	48%	1	1%

2 . What Year level are you?

Question overview

Module name	Student National School Opinion Survey 2018
Module owner	WA Public Schools
Category	None
Mandatory	No
Type	Single response multiple choice
Answered	180
Not answered	0



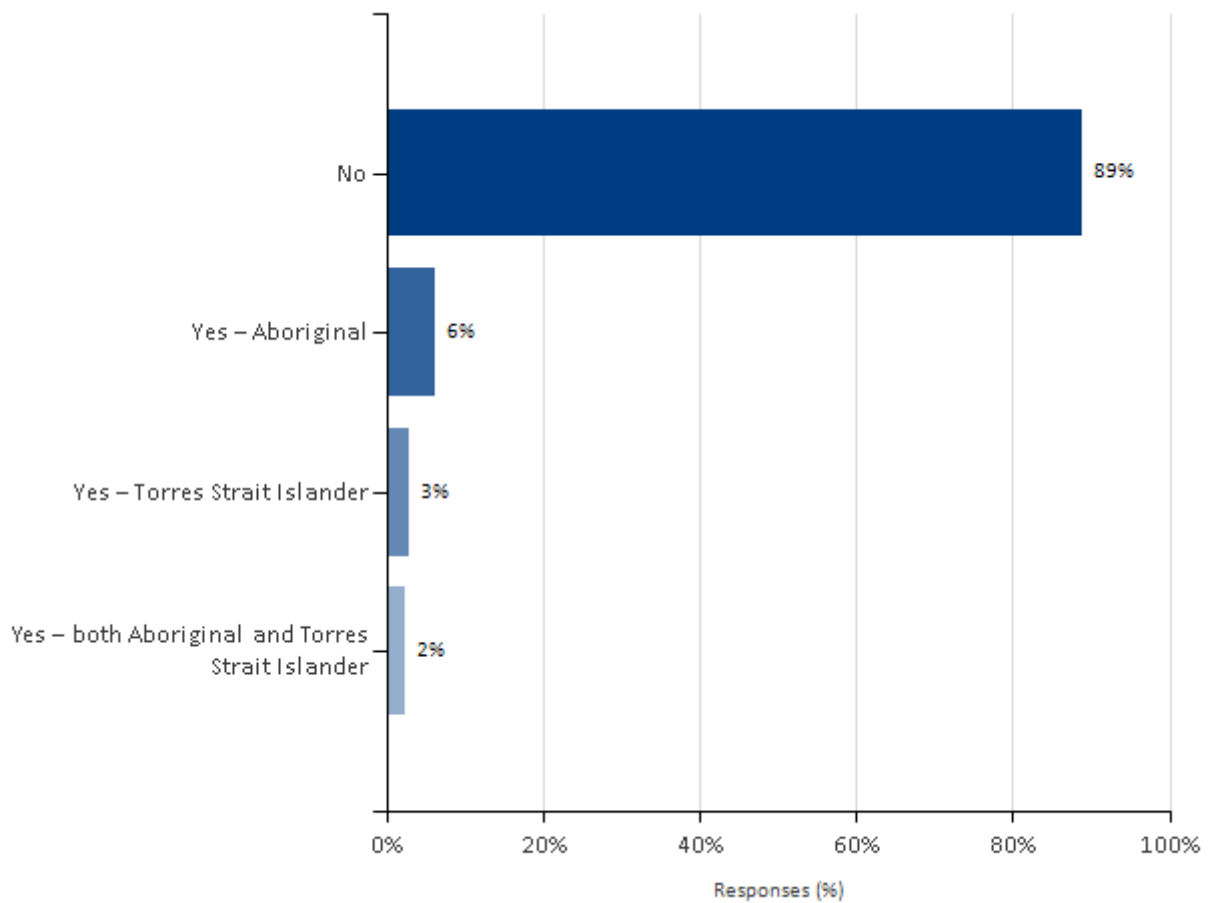
	5		6		7		8		9	
	Num	%	Num	%	Num	%	Num	%	Num	%
Number	87	48%	93	52%	-	-	-	-	-	-

	10		11		12	
	Num	%	Num	%	Num	%
Number	-	-	-	-	-	-

3 . Are you of Aboriginal or Torres Strait Islander origin?

Question overview

Module name	Student National School Opinion Survey 2018
Module owner	WA Public Schools
Category	None
Mandatory	No
Type	Single response multiple choice
Answered	180
Not answered	0



	No		Yes - Aboriginal		Yes - Torres Strait Islander		Yes - both Aboriginal and Torres Strait Islander	
	Num	%	Num	%	Num	%	Num	%
Number	160	89%	11	6%	5	3%	4	2%

4 . Please rate the items below.

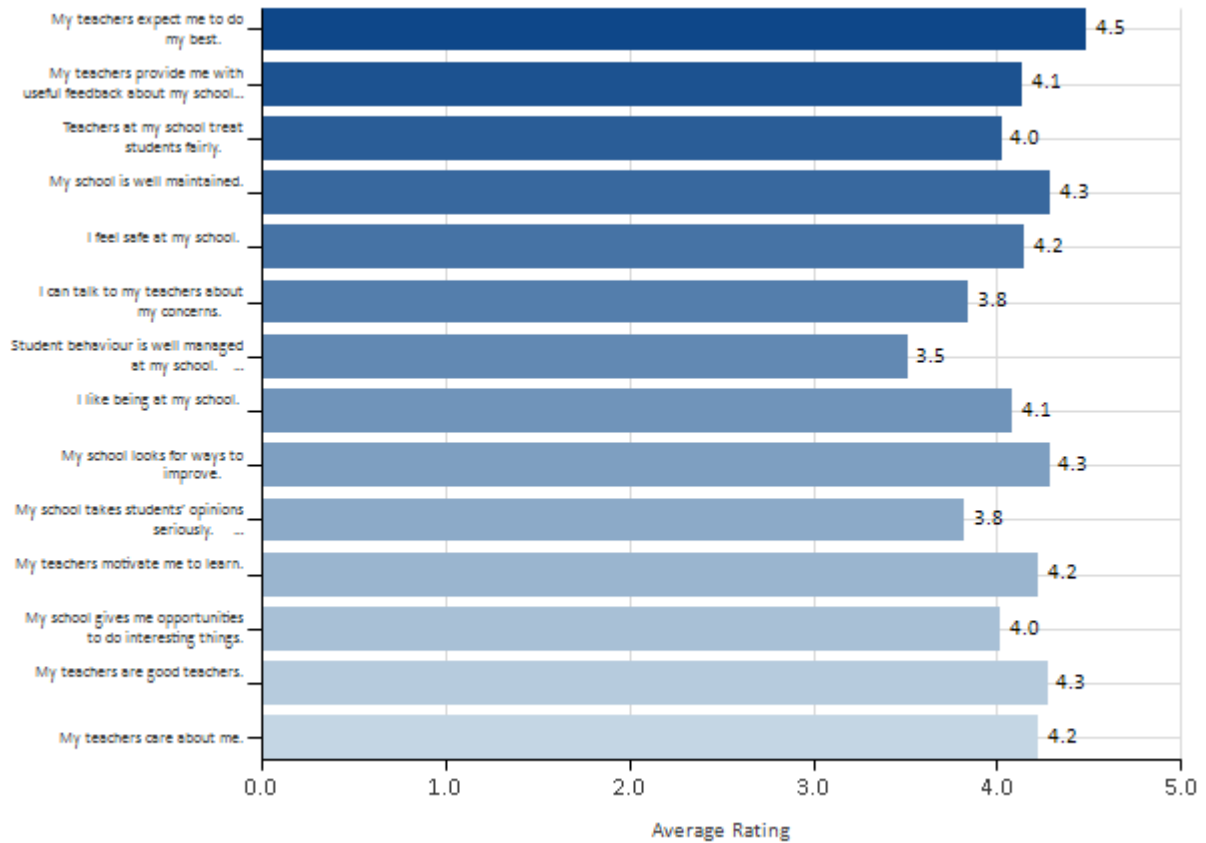
Question overview

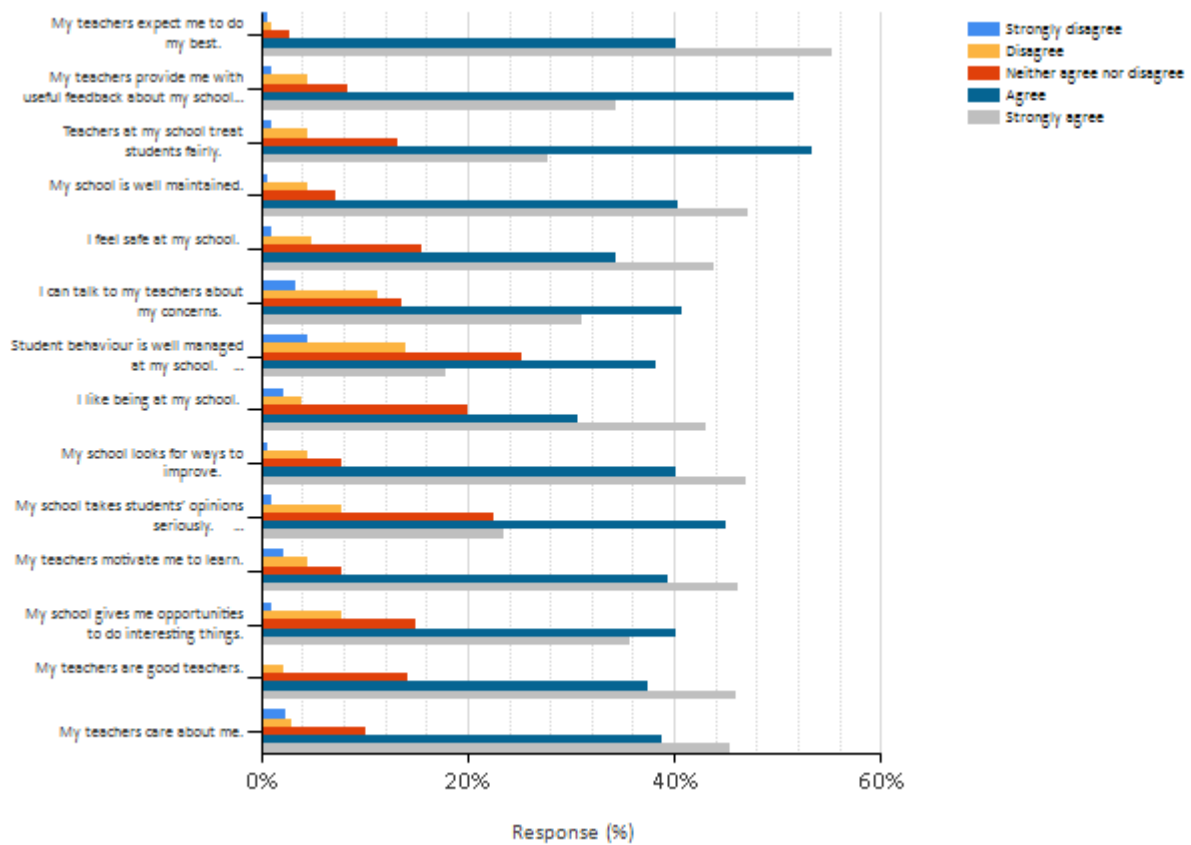
Module name	Student National School Opinion Survey 2018
Module owner	WA Public Schools
Category	None
Mandatory	No
Type	Multiple rating (multi row likert)
Answered	180
Not answered	0

Rating

Score

Strongly agree	5
Agree	4
Neither agree nor disagree	3
Disagree	2
Strongly disagree	1





	Strongly disagree		Disagree		Neither agree nor disagree		Agree		Strongly agree	
	Num	%	Num	%	Num	%	Num	%	Num	%
My teachers expect me to do my best.	1	1%	2	1%	5	3%	72	40%	99	55%
My teachers provide me with useful feedback about my school work.	2	1%	8	4%	15	8%	93	52%	62	34%
Teachers at my school treat students fairly.	2	1%	8	4%	24	13%	96	53%	50	28%
My school is well maintained.	1	1%	8	4%	13	7%	72	40%	84	47%
I feel safe at my school.	2	1%	9	5%	28	16%	62	34%	79	44%
I can talk to my teachers about my concerns.	6	3%	20	11%	24	14%	72	41%	55	31%
Student behaviour is well managed at my school.	8	4%	25	14%	45	25%	68	38%	32	18%
I like being at my school.	4	2%	7	4%	36	20%	55	31%	77	43%
My school looks for ways to improve.	1	1%	8	4%	14	8%	72	40%	84	47%
My school takes students' opinions seriously.	2	1%	14	8%	40	22%	80	45%	42	24%
My teachers motivate me to learn.	4	2%	8	4%	14	8%	71	39%	83	46%
My school gives me opportunities to do interesting things.	2	1%	14	8%	27	15%	72	40%	64	36%
My teachers are good teachers.	-	-	4	2%	25	14%	66	38%	81	46%
My teachers care about me.	4	2%	5	3%	17	10%	65	39%	76	46%

